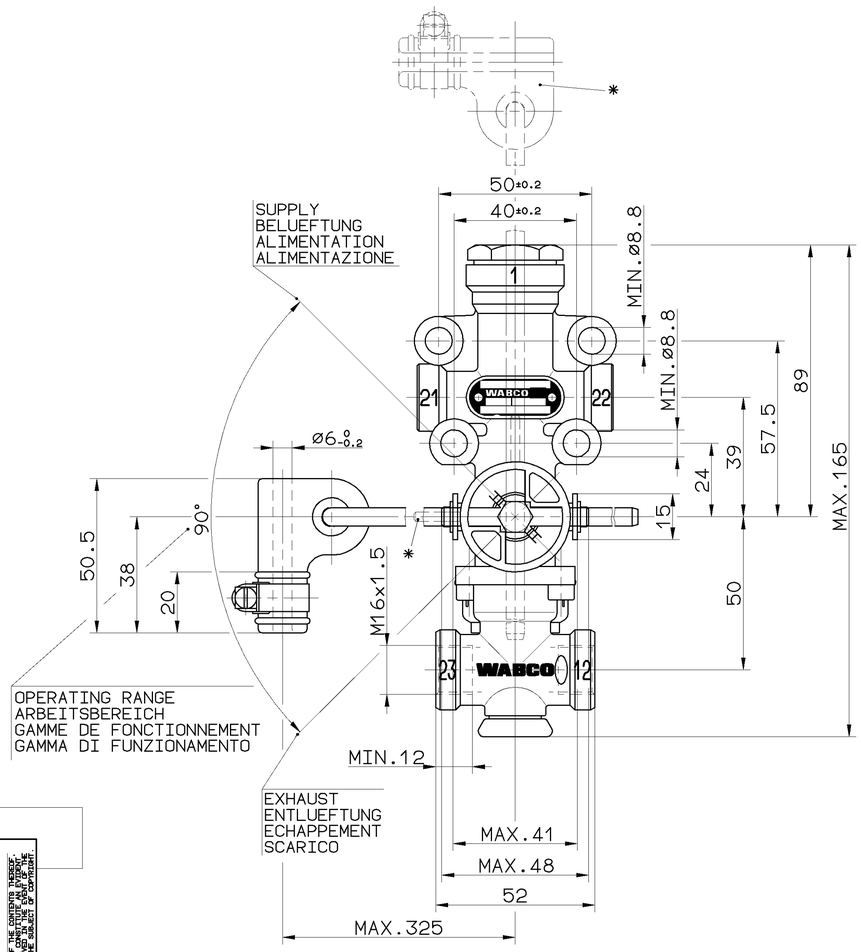


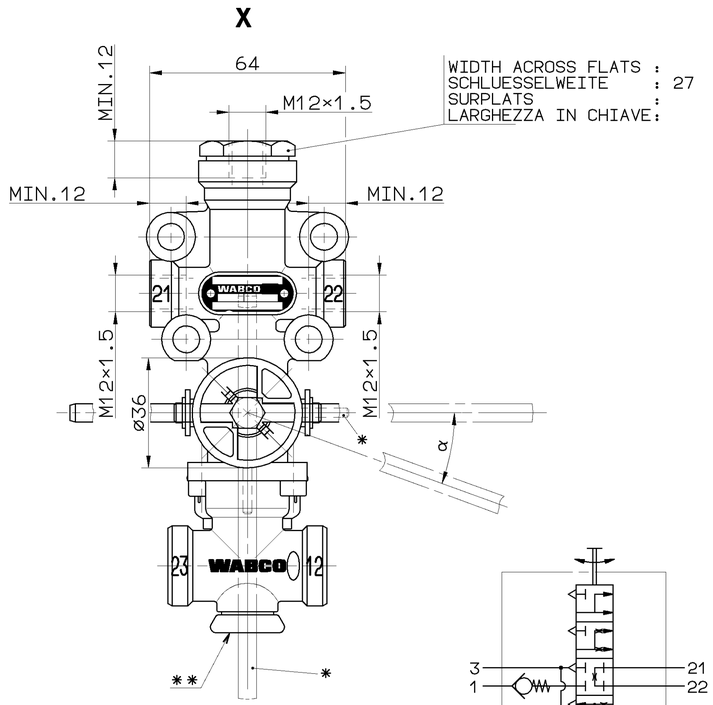


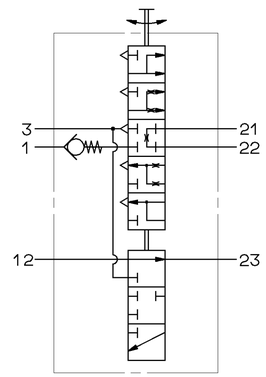


INSTALLATION POSITION : VERTICAL AND HORIZONTAL
EINBAULAGE : SENKRECHT UND WAAGERECHT
POSITION D'INSTALLATION : VERTICALE ET HORIZONTAL
POSIZIONE DI MONTAGGIO : VERTICALE E ORIZZONTALE

WORKING MEDIUM : AIR (CONTAINING WATER, OIL AND ALCOHOL)
ARBEITSMEDIUM : LUFT (WASSER-, OEL- UND ALKOHOLHALTIG)
FLUIDE D'UTILISATION: AIR (CONTENANT DE L'EAU, HUILE ET ALCOOL)
FLUIDO DI ESERCIZIO : ARIA (CONTIENE ACQUA, OLIO E ALCOOL)

AMBIENT ENVIRONMENT : AIR (CONTAINING WATER AND SALT)
UMGEBUNGSMEDIUM : LUFT (WASSER- UND SALZHALTIG)
FLUIDE AMBIENT : AIR (CONTENANT DE L'EAU ET SEL)
FLUIDO AMBIENTE : ARIA (CONTIENE ACQUA E SALE)

THERMAL RANGE OF APPLICATION UNDER NORMAL AMBIANT CONDITIONS
THERM. ANWENDUNGSBEREICH UNTER NORMALEN UMGEBUNGSBEDINGUNGEN -40°...+80°C
GAMME D'APPLICATION THERMIQUE EN UTILISATION CONTINUE DE
CAMPO TERMICO D'APPLICAZIONE NELLE NORMALI CONDIZIONE AMBIENTALI

SHORT TERM RESISTANCE TO HEAT :
KURZZEITIGE WAERMEBESTAENDIGKEIT : max. 1h AT 110°C
RESISTANCE THERMIQUE TEMPORAIRE :
RESISTANZA TERMICA PER BREVE PERIODO:

RESERVOIR PRESSURE :
VORRATSDRUCK : max. $P_e$ = 13bar
PRESSION DANS LE RESERVOIR:
PRESSIONE DEL SEBRATOIO :

DYNAMIC BELLOWS PRESSURE :
DYNAMISCHER BALGDRUCK : max. $P_e$ = 15bar
PRESSION DYNAMIQUE DE COUSSIN D'AIR:
PRESSIONE DINAMICA DEL SOFFIETTI :

NOMINAL DIAMETER : PER DELIVERY
NENNWEITE : mln. 7.1mm² ø3mm JE ARBEITSLEITUNG
DIAMETRE NOMINAL : PAR UTILISATION
DIAMETRO NOMINALE: PER MANDATA

ORIENTATION OF THE VALVE ON FOUR SIDES POSSIBLE,
TURN RESP. CHANGE LEVER
ANLENKUNG DES VENTILS VIERSEITIG MOEGLICH,
STANGE DEMENTSPRECHEND UMSCHWENKEN BZW. UMSTECKEN
LIAISON SUR LA VALVE POSSIBLE DES QUATRE COTES,
ORIENTER LA BARRE EN TOURNANT CONFORMENT
ACCOPPIAMENTO DELLA VALVOLA POSSIBILE DALLE QUATRO,
PATI PER ORIENTARE LA LEVA GIRARE CONFORME

* OBSERVE THE POSITION OF THE POSITIONING PIN BORE
LAGE DER FIXIERSTIFTBOHRUNG BEACHTEN
OBSERVER LA POSITION DE L'ALESAGE POUR LA GOUPILLE D'AJUSTAGE
OSSERVARE LA POSIZIONE DI FORO PER IL PERNO DI FISSAGGIO

FIXING OF THE VALVE IN CLOSED POSITION AT ≥7bar RESERVOIR PRESSURE AND ≤3bar PRESSURE IN THE BELLOW BY A PIN OF ø3h8 OR A PARALLEL PIN ø3h8×24 DIN7
FIXIERUNG DES VENTILES IN ABSCHLUSSSTELLUNG BEI ≥7bar VORRATSDRUCK UND ≤3bar BALGDRUCK MITTELS DORN ø3h8 ODER ZYL.-STIFT ø3h8×24 DIN7
FIXATION DE LA VALVE EN POSITION FERMEE SOUS ≥7bar PRESSION DANS LE RESERVOIR ET ≤3bar DANS LE COUSSIN PAR UN TIGE DE ø3h8 OU UNE GOUPILLE CYLINDRIQUE ø3h8×24 DIN7
FISSAGGIO DELLA VALVOLA IN POSIZIONE CHIUSO PER ≥7bar PRESSIONE NEL SEBRATOIO E ≤3bar PRESSIONE NEL SOFFIETTO PER UNA SPINA DI ø3h8 O UNA SPINA CILINDRICA ø3h8×24 DIN7

1 SUPPLY OF ENERGY
ENERGIEZUFLUSS
12 APPORT D'ENERGIE
ALIMENTAZIONE DI ENERGIA

21 DELIVERY OF ENERGY
ENERGIEABFLUSS
22 SORTIE D'ENERGIE
23 PORTATA DI ENERGIA

SHUTTLE VALVE
SPERRVENTIL
VALVE D'ARRET
VALVOLA DI BLOCCAGGIO

CLOSING POINT :
SCHLIESSPUNKT : α = 30° ±2°
POINT DE FERMETURE :
PUNTA DI FERMATURA : RELATED TO CLOSED POSITION
BEZOGEN AUF ABSCHLUSSTELLUNG
RELATIF A LA POSITION FERMEE
IN RELAZIONE ALLA POSIZIONE CHIUSA

RANGE OF ADJUSTMENT :
EINSTELLBEREICH : α = 15°...45°
GAMME DE REGLAGE : (F)
CAMPO DI REGOLAZIONE :
(E)

ADJUSTMENT WITH TORX T30
**EINSTELLUNG MIT TORX T30
REGLAGE AVEC TORX T30
REGOLAZIONE CON TORX T30

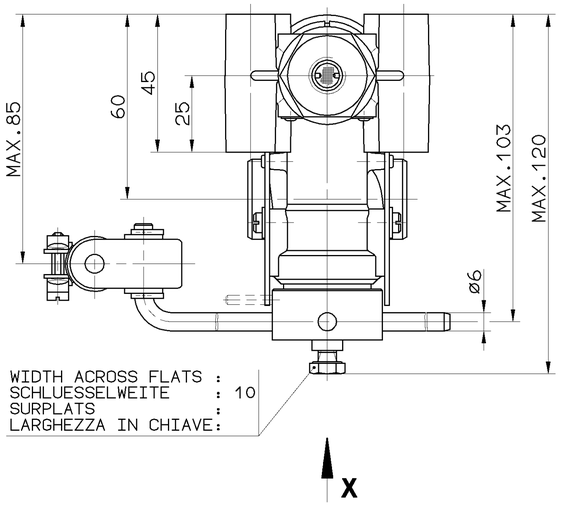


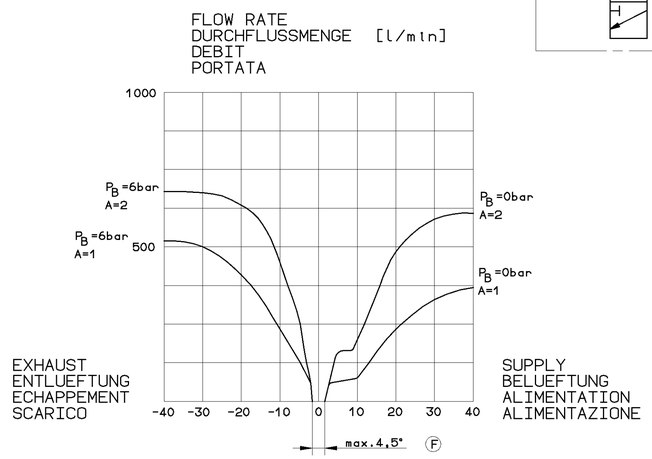


DEFLECTION OF LEVER AT OPENING
HEBELAUSLENKUNG AB OEFFNUNGSBEGINN [°]
DEBATTEMENT DU LEVIER A L'OUVERTURE
DEVIAZZIONE DELLA LEVA ALLA APERATURA

RESERVOIR PRESSURE :
VORRATSDRUCK : 6bar
PRESSION DANS LE RESERVOIR:
PRESSIONE DEL SEBRATOIO :

BELLOW PRESSURE :
BALGDRUCK : $P_B$
PRESSION DANS LE COUSSINET D'AIR :
PRESSIONE NEL SOFFIETTO CUSCINETTO D'ARIA:

NUMBER OF PORTS :
ANZAHL DER ANSCHLUESSE: A
NOMBRE DE ORIFICES :
NIMERO DI ORIFIZIO :

| GENERAL SPECIFICATION: JED-334 | | | | | | | |
|---|---|---|---|---|---|---|---|
| FURTHER TECHNICAL DATA: | | | | | | | |
| DOC. CODE: | | SHEET: | TO | | | | |
| GENERAL TOLERANCES | | | | | | | |
| CLASS 1) | RANGE OF NOMINAL DIMENSIONS ( ± mm ) ≤50 | >50 ≤180 | >180 ≤400 | >400 | | | |
| FINE | 0,5 | 1,0 | 1,5 | 2,0 | | | |
| MEDIUM | 1,0 | 2,0 | 3,0 | 4,0 | ± 3° | 061445 | 2×F 98-07-24 |
| COARSE | 2,0 | 3,5 | 5,0 | 6,5 | | 059723 | 1×E 96-01-18 |
| TAPPED HOLES ACC. ISO 4039 / JED-162 | | | | | | 055633 | D 94-08-12 |
| 1) TOLERANCE CLASS APPLIED CROSSMARKED | | | | | | DCN-NO. | REV. DATE |

CADAM-DRAWING COPYRIGHT
DATE SIGNATURE
DRAWN: 94-08-12 MAURER/LIPPELT
CHECKED: 94-08-12 KIEL/DEIKE
STANDARDIZATION: 94-08-12 THIELE

**WABCO**

LEVELLING VALVE
LUFTFEDERVENTIL
VALVE DE NIVELLEMENT
VALVOLA NIVELLATRRICE

| MASS | SCALE | PRODUCT IDENTIFICATION NO. | DOC. CODE | SHEET |
|---|---|---|---|---|
| 0.51 KG | 1:1 | 464 006 100 0 | 605 | 1/1 |
| SIZE | T.R.I. | SHAPE CODE | REPLACEMENT FOR | |
| A 1 | 140 | | 464 006 100 0 DF 90-12-20 | |

100mm

EXPERT CODE 7 4 3

PRODUCT TYPE 0 0 X

TOUTE COMMUNICATION OU REPRODUCTION DE CE DOCUMENT, TOUTE EXPLOITATION OU COMMUNICATION DE SON CONTENU, NE UTILISATION DE L'ARTICLE DE SON CONTENU, SOUMISES A UNE AUTORISATION ECRITE DE WABCO, SOUS PEINE DE DOMMAGES ET INTERETS. TOUS DROITS DE PROPRIETE INTELLECTUELLE RESERVES. WITHOUT WRITTEN AUTHORISATION FROM WABCO, THE COMMUNICATION OF THE CONTENTS THEREOF, REPRODUCTION OF THIS DOCUMENT, AND GIVING IT TO OTHERS AND THE USE OF COMMUNICATION OF THE CONTENTS THEREOF, GENERALLY, SHALL NOT BE PERMITTED. ALL RIGHTS RESERVED. ZUWIDERHANDLUNG, VERVIELFALTIGUNG UND MITTEILUNG DIESES INHALTS NICHT ALS PATENT- OD. GEBRAUCHSMUSTER-EINTRAGUNG VORGESEHEN. ALLE RECHTE FUER DEN FALL DER PATENTERTEILUNG OD. EINTRAGUNG VORBEHALTEN.

NON E PERMESSO DIVULGARE A TERZI O RIPRODURRE QUESTO DOCUMENTO, NE UTILIZZARE IL CONTENUTO O RENDERNE PARTE AI TERZI, SALVO AUTORIZZAZIONE SCRITTA DA WABCO. TUTTI I DIRITTI DI PROPRIETA' INTELLETTUALE SONO RISERVATI. IN MANCANZA DELLA SUDDETTA AUTORIZZAZIONE SCRITTA, VIENE RIVOLTA ALLA WABCO LA RICHIESTA DI DANNI E INTERESSI. TUTTI I DIRITTI SONO RISERVATI.

1000/016/07/04.92
605/1003